

WELCOME!

As we settle in, please

- 1. Note the number on the card you received; we will be using it soon.**
- 2. Write your name, position, school and email address on the card and place it in the bucket for today's door prize drawing.**



**“Setting the PACE”
Engaging and Motivating
Students
Utilizing
Differentiated Instruction(D.I.)**

Kathryn Jones-Pisano, LCSW, M.S. -Ed.

kathryn.jonespisano@gmail.com


www.thethrivingclassroom.com

ABOUT ME

Avid Musician



Frustrated Stand-Up Comic



TIME TO TEACH'S DI TO SET THE PACE

- Promoting **P**ositive Feelings
- Promoting **A**ttention and Interest
- Promoting **C**onnections and Relevance
- Promoting **E**fficacy



TTT Engagement Through Differentiation

Key Ideas about Multiple Intelligences

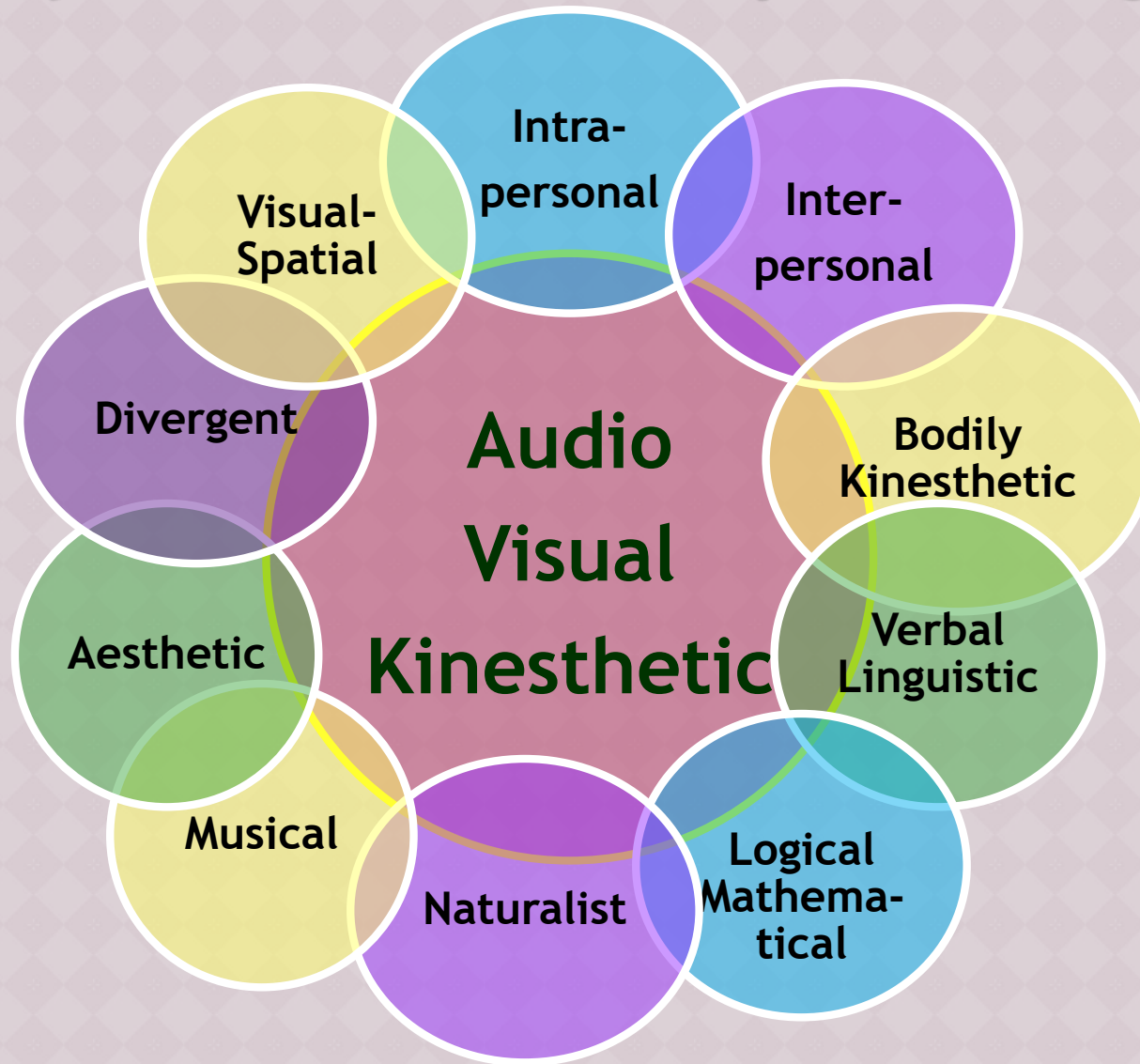


TABLE TALK

#1: Please discuss why it might be important to differentiate instruction. Be prepared to describe a couple challenges and a couple reasons differentiating instruction to appeal to MI's may be important.

Be prepared to share your answers with the group.

KEY IDEA ABOUT CLASS CONTENT

- ❖ Depth of knowledge is as important as breadth of knowledge.

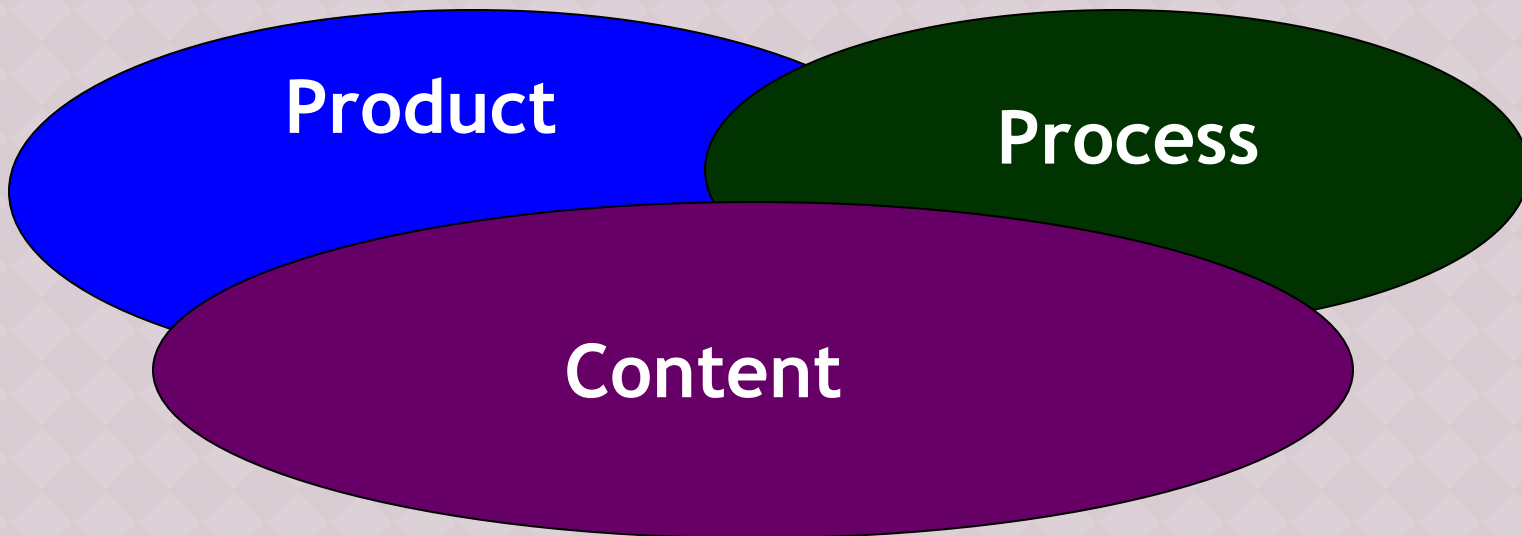


TABLE TALK

#1: In light of the fact that many in-demand jobs today were not even in existence ten years ago (ie...telework coordinator, social media/community manager, chief listening officer, sustainability expert, app developer, elder care coordinator, off-shore wind farm manager...), which of these three aspects—product, process, or content—is most critical to emphasize in designing your curriculum and classroom activities? Why?

Be prepared to share your answers with the group.

COMPONENT ONE: P PROMOTING POSITIVE FEELINGS

How Do I Feel?

- Questioning
- I Do-We Do-You Do

QUESTIONING

5 Why's - Getting to the Roots

- Encourages Depth
- Values All Students' Input
- Importance of Having Alternatives to "Why?"
- Three and the World of Infinite Possibilities

TABLE TALK

- ◉ **Option A:** What are some ways that you have handled inaccurate answers or have heard others respond to inaccurate answers. Generate a list and pick best 1-2 to share with group.
- ◉ **Option B:** Brainstorm 5-6 different ways to ask why without using the word “why.” Please be prepared to share the best with the group.

I DO-WE DO-YOU DO

- Never ask the students to stretch if you are not willing to stretch.



COMPONENT 2: A PROMOTING ATENTION & INTEREST

Am I Interested?

- Questioning
- Story-Telling

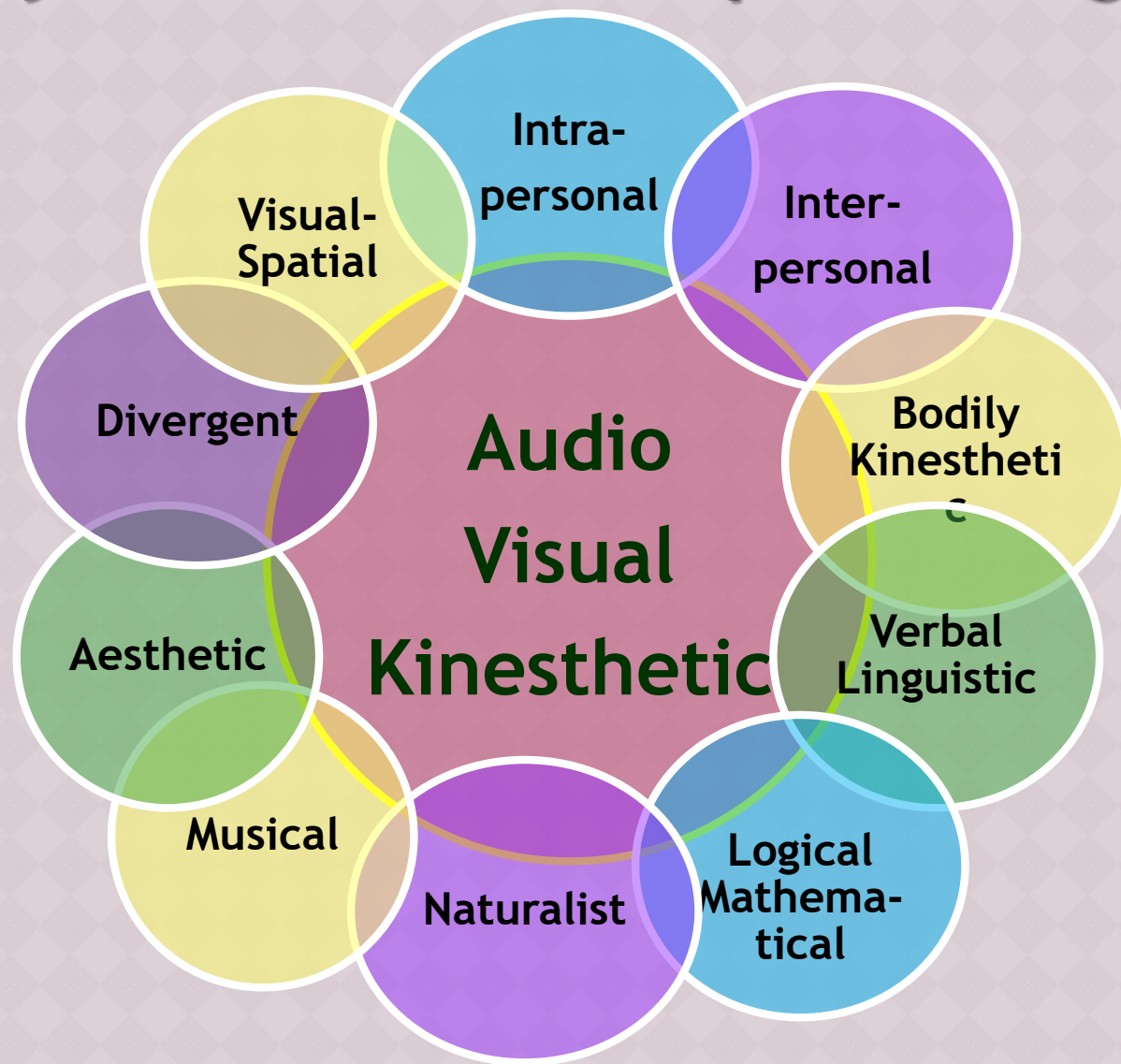
STORY TELLING

A Kinesthetic-Visual-Audio-Aesthetic Teaching Method

- For use with any series of facts, events or parts that are related.
- Easier to use when a single element is present throughout the series.
- Focuses on the dynamics of presentation and acting.
- Repetition is the key!

TTT Engagement Through Differentiation

Key Ideas about Multiple Intelligences



STORY TELLING PLANNING CHART

Title	Visual	Auditory	Kinesthetic	Notes
Point #1				
Point #2				
Point #3				
Point #4				
Point #5				
Point #6				
Point #7				

SELF-TALK TIME

Always end a high-energy story activity with some sort of question/writing prompt to promote verbal/linguistic and intrapersonal intelligence.

For Example:

Of the stress management/study skills techniques we have reviewed, which is the most beneficial for you to use. What steps will you take to implement it?

SETTING THE PACE

- Promoting **P**ositive Feelings
- Promoting **A**ttention and Interest
- Promoting **C**onnectedness and Relevance
- Promoting **E**fficacy

SET THE PACE WRAP-UP AND EVALUATION

- ◉ Questions & Comments About TTT's DI
- ◉ Thank you
- ◉ Evaluation
- ◉ Drawing

**NOW GO
SET THE PACE!!!!**

